


CLOSING GAPS:

Annual Report on the Key Measures of Success



School Board Meeting
December 8, 2009

School Board

Vision

In 2012, every Chesterfield school will be a thriving, dynamic and inspiring educational environment that produces self-directed learners and **stimulates citizens of all ages to trust in, invest in, and benefit from public education.**

Mission

The mission is to **work in partnership with students, families and the community** to ensure that each student acquires the **knowledge, skills and core values** necessary to achieve personal success and to enrich the community.

CCPS SUCCESSES

Chesterfield County Public Schools is the largest school division in Virginia with all schools fully accredited for two consecutive years!

Newsweek




The Big Picture of Accountability



NCLB



SOL



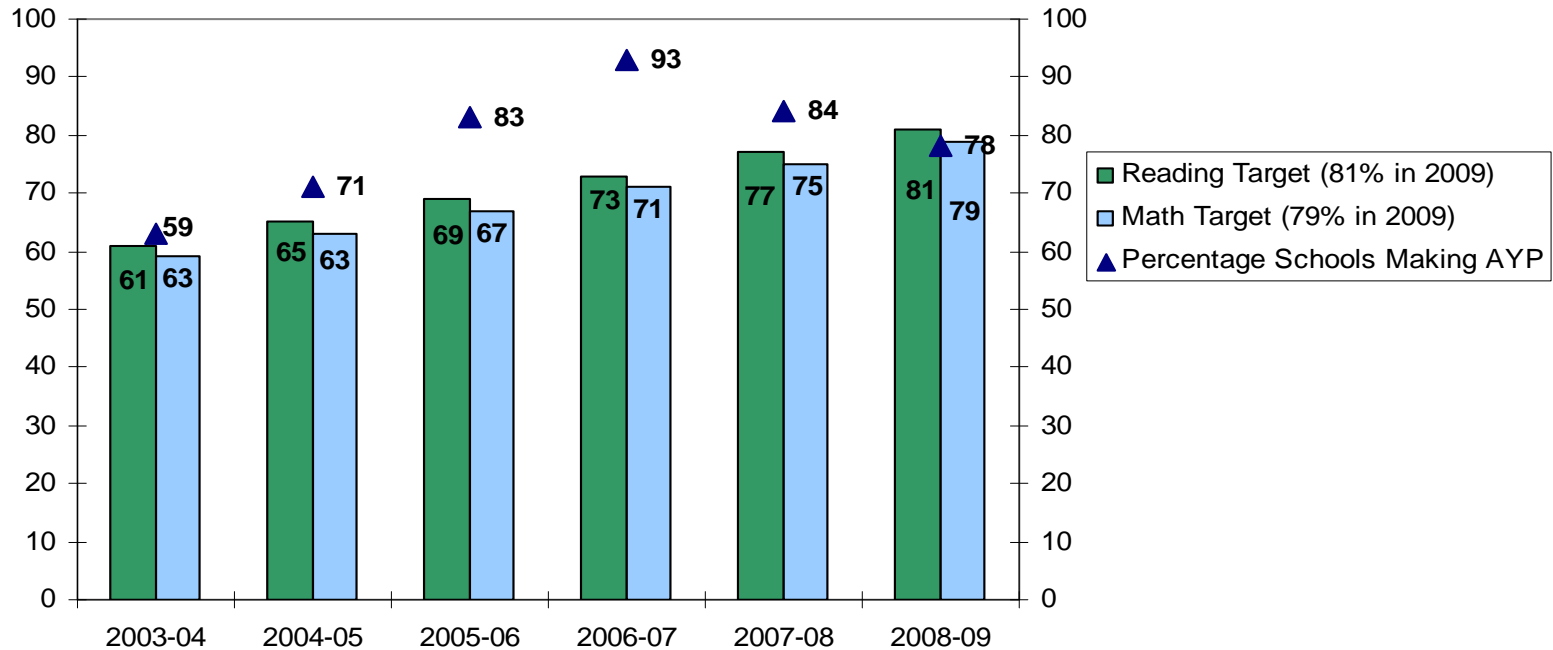
Key Measures of Success

Federal Accountability

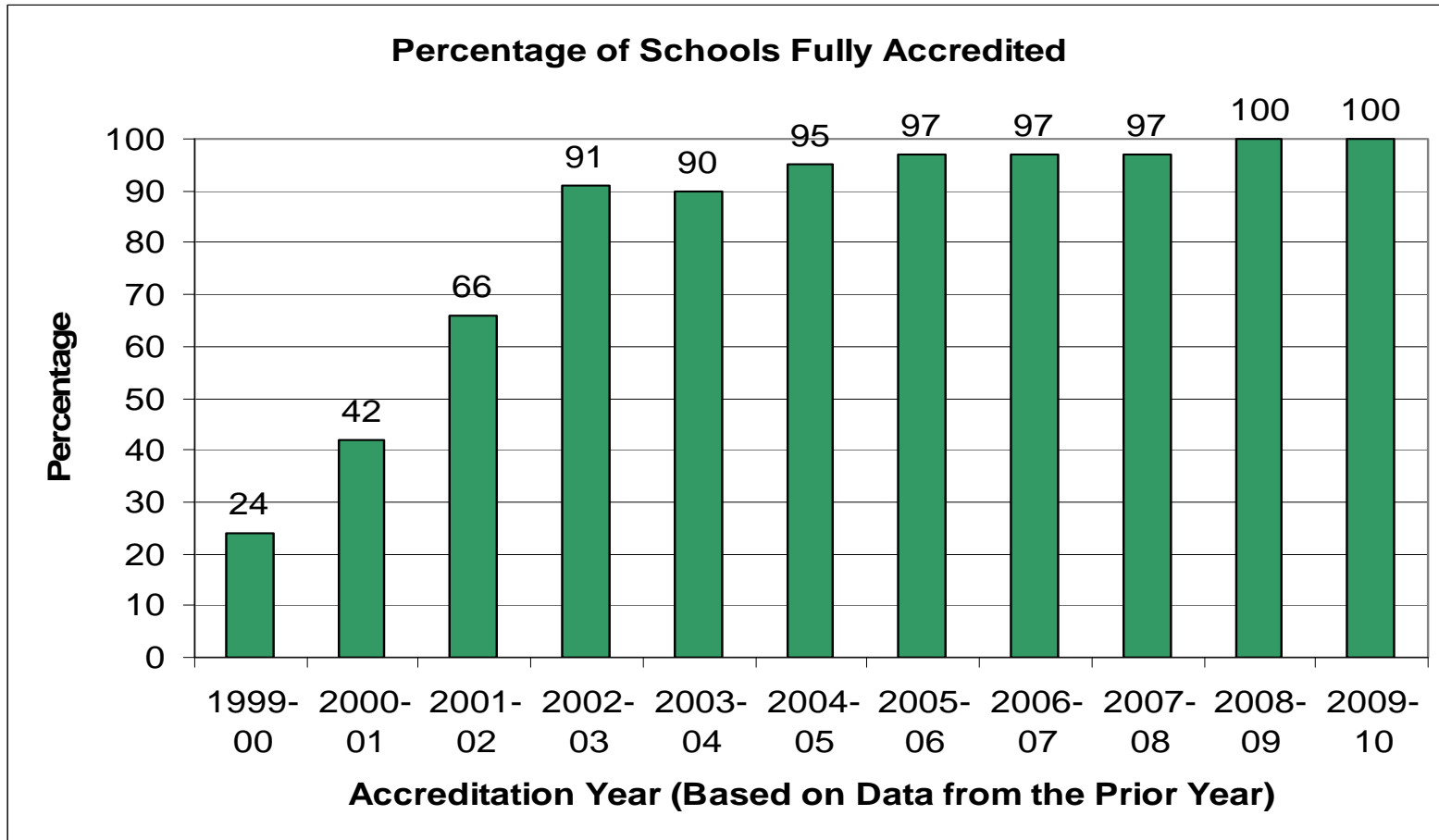
- CCPS made AYP for the 3rd consecutive year.
- 78% of our schools made AYP - 49 out of 63 schools.
 - 4 Elementary Schools
 - 6 Middle Schools
 - 4 High Schools
- 8 out of our 10 Title I schools made AYP.

Federal Accountability

Reading and Mathematics AYP Targets, 2003-04 to 2008-09
and Percentage of Schools Making AYP



State Accountability

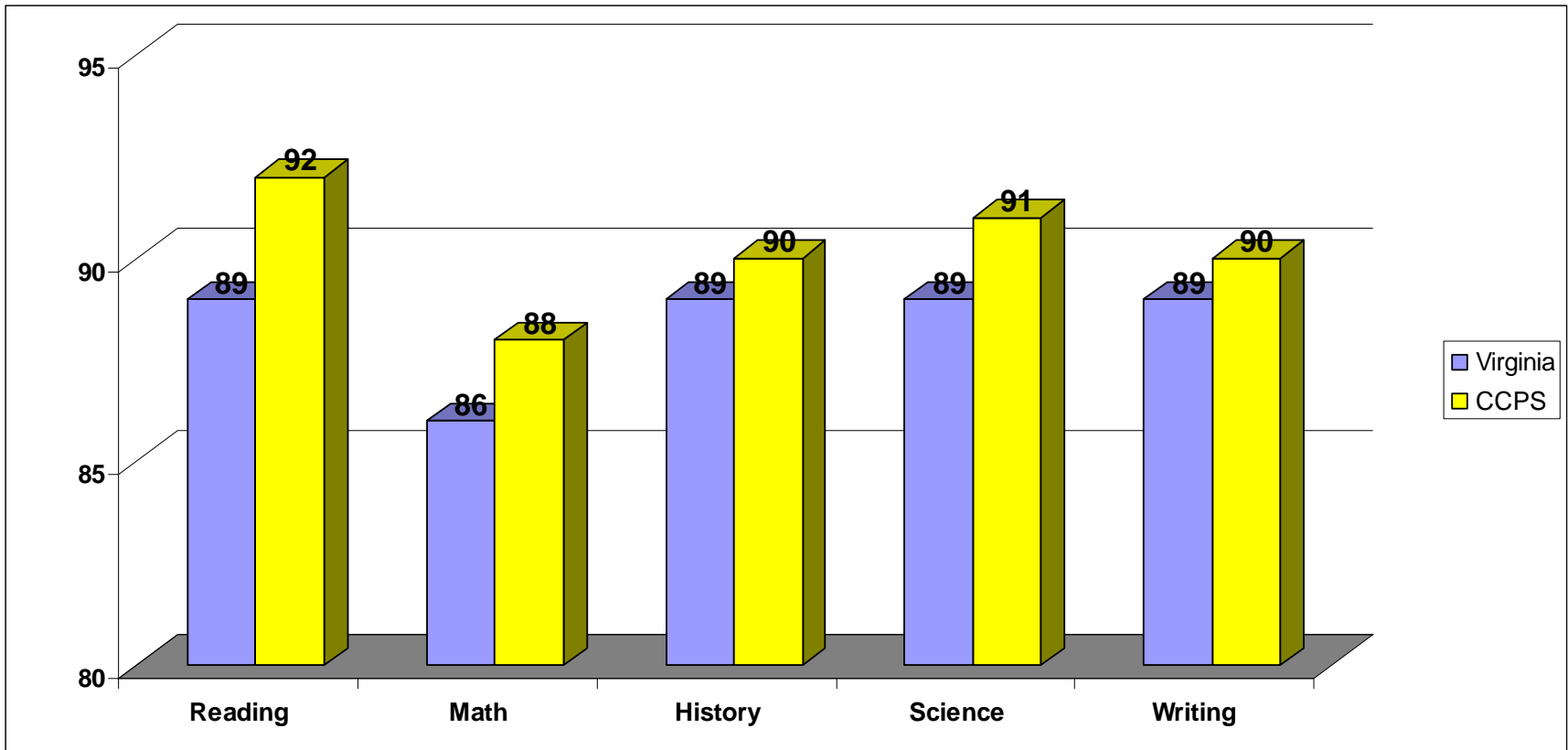


CCPS Results

SOL pass rates from 2006-09

	2006	2007	2008	2009	1-Year Change	4-Year Change
MATH	77	83	87	88	+1	+11
READING	87	90	90	92	+2	+5
WRITING	90	89	89	90	+1	-
HISTORY	80	88	88	90	+2	+10
SCIENCE	86	91	91	91	-	+5

CCPS SOL Results Compared to State of Virginia



Local Accountability

- We are meeting or exceeding the 2013 proficiency target in fourteen (14) out of the twenty-three (23) key measures of success.
- This is an increase of 9% from our 2007-2008 performance.
- The proficiency target was met for the first time with:
 - On-time graduation rate;
 - Eighth grade students completing Algebra I; and
 - Graduates earning AP, IB, or Dual Enrollment Credits.

Golden Nuggets

- All CCPS schools are fully accredited for the second consecutive year.
- CCPS on-time graduation rate exceeded the 85% proficiency target.
- CCPS 8th graders who completed Algebra I exceeded the 70% proficiency target and came 1 point from meeting the 85% advanced target.
- CCPS graduates earning AP, IB, OR dual enrollment credits exceeded the 50% proficiency target.
- All key measures remained constant or increased except for one (AYP).

2008-2009

Summary of Status

- Have met the advanced target on four key measures.
 - Fully accredited schools
 - Graduates earning industry certification
 - Attendance rates for elementary and middle school students
- Have met the proficient target on ten key measures.
 - Continued progress will move these toward advanced level targets
- Are within five points of the proficient target on three key measures.
 - Graduates earning most rigorous diplomas
 - Students passing SOL tests in advanced range
 - Minority representation of instructional staff

Summary of Status

- Are more than five points from meeting the proficient target on five key measures.
 - All schools making AYP
 - Elementary schools offering world language
 - AP students earning score of 3 or better
 - Students taking and passing online course
 - Seniors enrolled in mathematics at or above Algebra II

“It is the set of the sails, not the direction of the wind that determines which way we will go.”

- Jim Rohn

